



Supplementary Materials for

Multiplex Genome Engineering Using CRISPR/Cas Systems

Le Cong, F. Ann Ran, David Cox, Shuailiang Lin, Robert Barretto, Naomi Habib, Patrick D. Hsu, Xuebing Wu, Wenyan Jiang, Luciano Marraffini, Feng Zhang*

*To whom correspondence should be addressed. E-mail: zhang@broadinstitute.org

Published 5 July 2012 on *Science Express*
DOI: 10.1126/science.1231143

This PDF file includes:

Materials and Methods
Figs. S1 to S8
Tables S1 and S2
References

Supplementary Material

Multiplex Genome Engineering Using CRISPR/Cas Systems

Le Cong^{1,2,*}, F. Ann Ran^{1,4,*}, David Cox^{1,3}, Shuailiang Lin^{1,5}, Robert Barretto⁶, Naomi Habib¹,
Patrick D. Hsu^{1,4}, Xuebing Wu⁷, Wenyan Jiang⁸, Luciano Marraffini⁸, and Feng Zhang^{1,†}

¹ Broad Institute of MIT and Harvard
7 Cambridge Center
Cambridge, MA 02142, USA

McGovern Institute for Brain Research
Department of Brain and Cognitive Sciences
Department of Biological Engineering
Massachusetts Institute of Technology
Cambridge, MA 02139, USA

² Program in Biological and Biomedical Sciences
Harvard Medical School
Boston, MA 02115, USA

³ Harvard-MIT Health Sciences and Technology
Harvard Medical School
Boston, MA 02115

⁴ Department of Molecular and Cellular Biology
Harvard University
Cambridge, MA 02138, USA

⁵ School of Life Sciences, Tsinghua University
Beijing, 100084, China

⁶ Department of Biochemistry and Molecular Biophysics
College of Physicians and Surgeons, Columbia University
New York, NY 10032, USA

⁷ Computational and Systems Biology Graduate Program, and
Koch Institute for Integrative Cancer Research
Massachusetts Institute of Technology
Cambridge, MA 02139, USA

⁸ Laboratory of Bacteriology
The Rockefeller University
1230 York Ave.
New York, NY 10065, USA

*These authors contributed equally to this work.

†To whom correspondence should be addressed: zhang@broadinstitute.org.

SUPPLEMENTARY MATERIALS AND METHODS

Cell culture and transfection

Human embryonic kidney (HEK) cell line 293FT (Life Technologies) was maintained in Dulbecco's modified Eagle's Medium (DMEM) supplemented with 10% fetal bovine serum (HyClone), 2mM GlutaMAX (Life Technologies), 100U/mL penicillin, and 100µg/mL streptomycin at 37°C with 5% CO₂ incubation. Mouse neuro2A (N2A) cell line (ATCC) was maintained with DMEM supplemented with 5% fetal bovine serum (HyClone), 2mM GlutaMAX (Life Technologies), 100U/mL penicillin, and 100µg/mL streptomycin at 37°C with 5% CO₂.

293FT or N2A cells were seeded into 24-well plates (Corning) one day prior to transfection at a density of 200,000 cells per well. Cells were transfected using Lipofectamine 2000 (Life Technologies) following the manufacturer's recommended protocol. For each well of a 24-well plate a total of 800ng plasmids was used.

Surveyor assay and sequencing analysis for genome modification

293FT or N2A cells were transfected with plasmid DNA as described above. Cells were incubated at 37°C for 72 hours post transfection before genomic DNA extraction. Genomic DNA was extracted using the QuickExtract DNA extraction kit (Epicentre) following the manufacturer's protocol. Briefly, cells were resuspended in QuickExtract solution and incubated at 65°C for 15 minutes and 98°C for 10 minutes.

Genomic region surrounding the CRISPR target site for each gene was PCR amplified, and products were purified using QiaQuick Spin Column (Qiagen) following manufacturer's protocol. A total of 400ng of the purified PCR products were mixed with 2µl 10X Taq polymerase PCR buffer (Enzymatics) and ultrapure water to a final volume of 20µl, and subjected to a re-annealing process to enable heteroduplex formation: 95°C for 10min, 95°C to 85°C ramping at – 2°C/s, 85°C to 25°C at – 0.25°C/s, and 25°C hold for 1 minute. After re-annealing, products were treated with SURVEYOR nuclease and SURVEYOR enhancer S (Transgenomics) following the manufacturer's recommended protocol, and analyzed on 4-20% Novex TBE poly-acrylamide gels (Life Technologies). Gels were stained with SYBR Gold DNA

stain (Life Technologies) for 30 minutes and imaged with a Gel Doc gel imaging system (Bio-rad). Quantification was based on relative band intensities.

Restriction fragment length polymorphism assay for detection of homologous recombination

HEK 293FT and N2A cells were transfected with plasmid DNA, and incubated at 37°C for 72 hours before genomic DNA extraction as described above. The target genomic region was PCR amplified using primers outside the homology arms of the homologous recombination (HR) template. PCR products were separated on a 1% agarose gel and extracted with MinElute GelExtraction Kit (Qiagen). Purified products were digested with *HindIII* (Fermentas) and analyzed on a 6% Novex TBE poly-acrylamide gel (Life Technologies).

RNA extraction and purification

HEK 293FT cells were maintained and transfected as stated previously. Cells were harvested by trypsinization followed by washing in phosphate buffered saline (PBS). Total cell RNA was extracted with TRI reagent (Sigma) following manufacturer's protocol. Extracted total RNA was quantified using Naonodrop (Thermo Scientific) and normalized to same concentration.

Northern blot analysis of crRNA and tracrRNA expression in mammalian cells

RNAs were mixed with equal volumes of 2X loading buffer (Ambion), heated to 95°C for 5 min, chilled on ice for 1 min and then loaded onto 8% denaturing polyacrylamide gels (SequaGel, National Diagnostics) after pre-running the gel for at least 30 minutes. The samples were electrophoresed for 1.5 hours at 40W limit. Afterwards, the RNA was transferred to Hybond N+ membrane (GE Healthcare) at 300 mA in a semi-dry transfer apparatus (Bio-rad) at room temperature for 1.5 hours. The RNA was crosslinked to the membrane using autocrosslink button on Stratagene UV Crosslinker the Stratalinker (Stratagene). The membrane was pre-hybridized in ULTRAhyb-Oligo Hybridization Buffer (Ambion) for 30 min with rotation at 42°C and then probes were added and hybridized overnight. Probes were ordered from IDT and labeled with [γ -³²P] ATP (Perkin Elmer) with T4 polynucleotide kinase (New England Biolabs). The membrane was washed once with pre-warmed (42°C) 2xSSC, 0.5% SDS for 1 min followed by two 30 minute washes at 42°C. The membrane was exposed to phosphor screen for one hour or overnight at room temperature and then scanned with phosphorimager (Typhoon).

SUPPLEMENTARY FIGURES

Figure S1

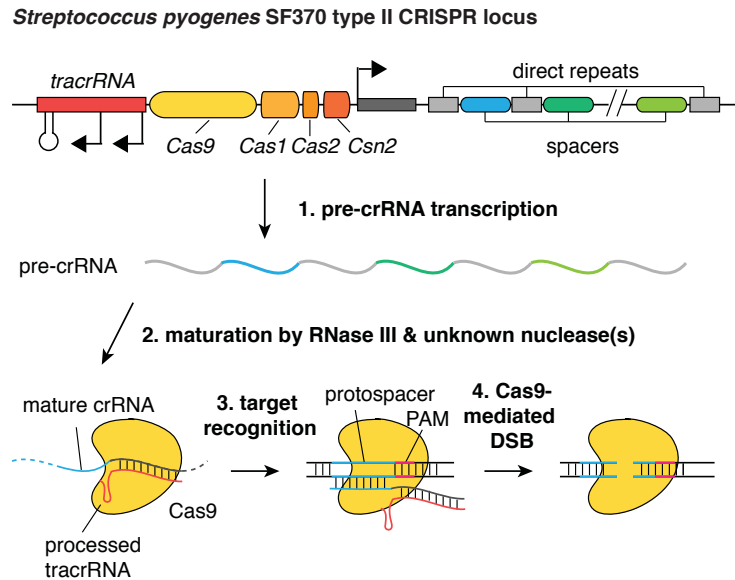


Fig. S1. Schematic of the type II CRISPR-mediated DNA double-strand break. The type II CRISPR locus from *Streptococcus pyogenes* SF370 contains a cluster of four genes, *Cas9*, *Cas1*, *Cas2*, and *Csn1*, as well as two non-coding RNA elements, *tracrRNA* and a characteristic array of repetitive sequences (direct repeats) interspaced by short stretches of non-repetitive sequences (spacers, 30bp each) (15-18, 30, 31). Each spacer is typically derived from foreign genetic material (protospacer), and directs the specificity of CRISPR-mediated nucleic acid cleavage. In the target nucleic acid, each protospacer is associated with a protospacer adjacent motif (PAM) whose recognition is specific to individual CRISPR systems (22, 23). The Type II CRISPR system carries out targeted DNA double-strand break (DSB) in sequential steps (12-14, 20, 21). First, the pre-crRNA array and *tracrRNA* are transcribed from the CRISPR locus. Second, *tracrRNA* hybridizes to the direct repeats of pre-crRNA and associates with Cas9 as a duplex, which mediates the processing of the pre-crRNA into mature crRNAs containing individual, truncated spacer sequences. Third, the mature crRNA:*tracrRNA* duplex directs Cas9 to the DNA target consisting of the protospacer and the requisite PAM via heteroduplex formation between the spacer region of the crRNA and the protospacer DNA. Finally, Cas9 mediates cleavage of target DNA upstream of PAM to create a DSB within the protospacer.

Figure S2

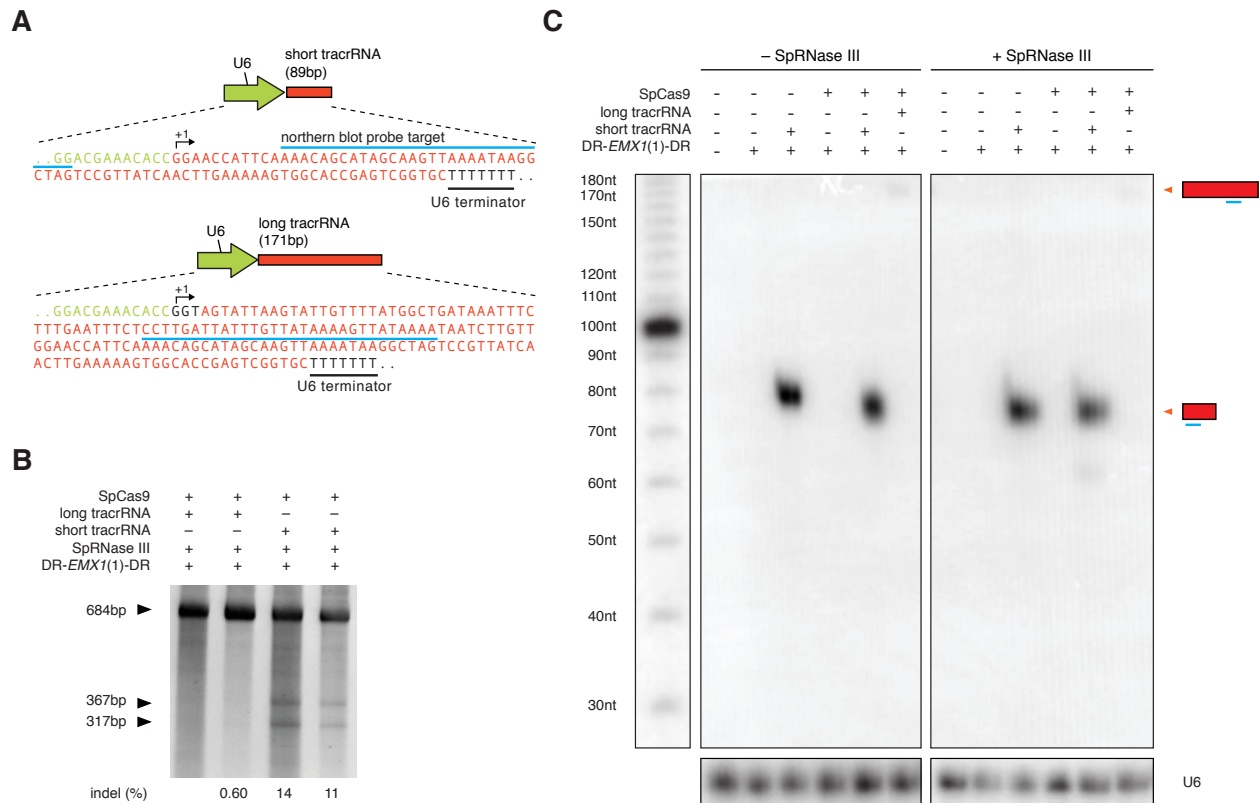
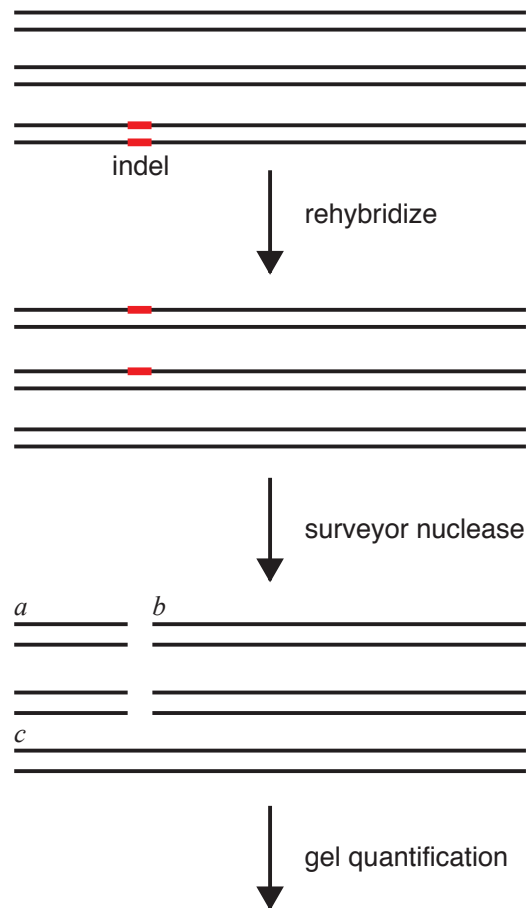


Fig S2. Comparison of different tracrRNA transcripts for Cas9-mediated gene targeting.

(A) Schematic showing the design and sequences of two tracrRNA transcripts tested (short and long). Each transcript is driven by a U6 promoter. Transcription start site is marked as +1 and transcription terminator is as indicated. Blue line indicates the region whose reverse-complement sequence is used to generate northern blot probes for tracrRNA detection. (B) SURVEYOR assay comparing the efficiency of SpCas9-mediated cleavage of the *EMX1* locus. Two biological replicas are shown for each tracrRNA transcript. (C) Northern blot analysis of total RNA extracted from 293FT cells transfected with U6 expression constructs carrying long or short tracrRNA, as well as SpCas9 and DR-*EMX1*(1)-DR. Left and right panels are from 293FT cells transfected without or with SpRNase III respectively. U6 indicate loading control blotted with a probe targeting human U6 snRNA. Transfection of the short tracrRNA expression construct led to abundant levels of the processed form of tracrRNA (~75bp) (19). Very low amounts of long tracrRNA are detected on the northern blot. As a result of these experiments, we chose to use short tracrRNA for application in mammalian cells.

Figure S3



$$\% \text{ indel} = \left(1 - \sqrt{1 - \frac{(a + b)}{(a + b + c)}} \right) * 100$$

Fig. S3. SURVEYOR assay for detection of double strand break-induced micro insertions and deletions (32). Schematic of the SURVEYOR assay used to determine Cas9-mediated cleavage efficiency. First, genomic PCR (gPCR) is used to amplify the Cas9 target region from a heterogeneous population of modified and unmodified cells, and the gPCR products are reannealed slowly to generate heteroduplexes. The reannealed heteroduplexes are cleaved by SURVEYOR nuclease, whereas homoduplexes are left intact. Cas9-mediated cleavage efficiency (% indel) is calculated based on the fraction of cleaved DNA.

Figure S4

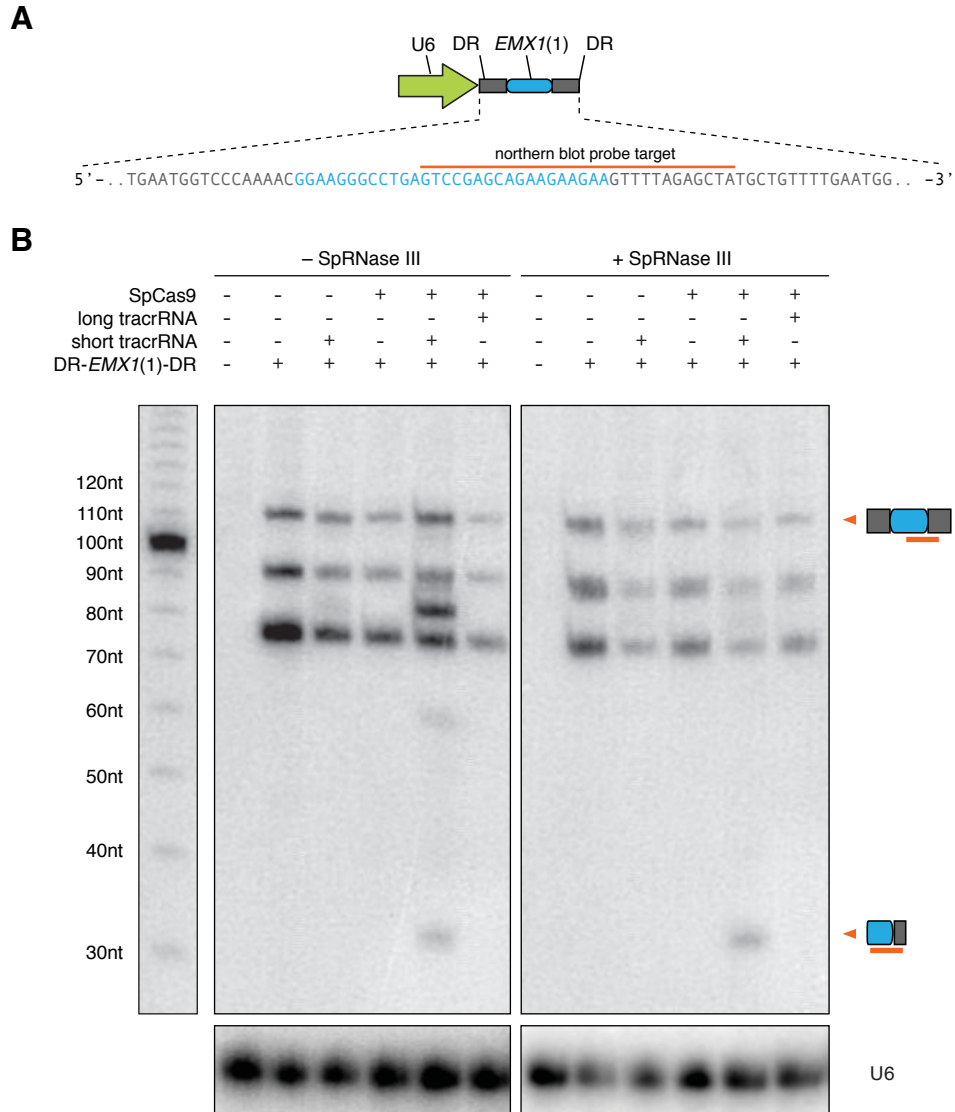


Fig. S4. Northern blot analysis of crRNA processing in mammalian cells. (A) Schematic showing the expression vector for a single spacer flanked by two direct repeats (DR-*EMXI(1)*-DR). The 30bp spacer targeting the human *EMXI* locus protospacer 1 (Table S1) is shown in blue and direct repeats are in shown in gray. Orange line indicates the region whose reverse-complement sequence is used to generate northern blot probes for *EMXI(1)* crRNA detection. (B) Northern blot analysis of total RNA extracted from 293FT cells transfected with U6 expression constructs carrying DR-*EMXI(1)*-DR. Left and right panels are from 293FT cells transfected without or with SpRNase III respectively. DR-*EMXI(1)*-DR was processed into

mature crRNAs only in the presence of SpCas9 and short tracrRNA, and was not dependent on the presence of SpRNase III. The mature crRNA detected from transfected 293FT total RNA is ~33bp and is shorter than the 39-42bp mature crRNA from *S. pyogenes* (19), suggesting that the processed mature crRNA in human 293FT cells is likely different from the bacterial mature crRNA in *S. pyogenes*.

Figure S5

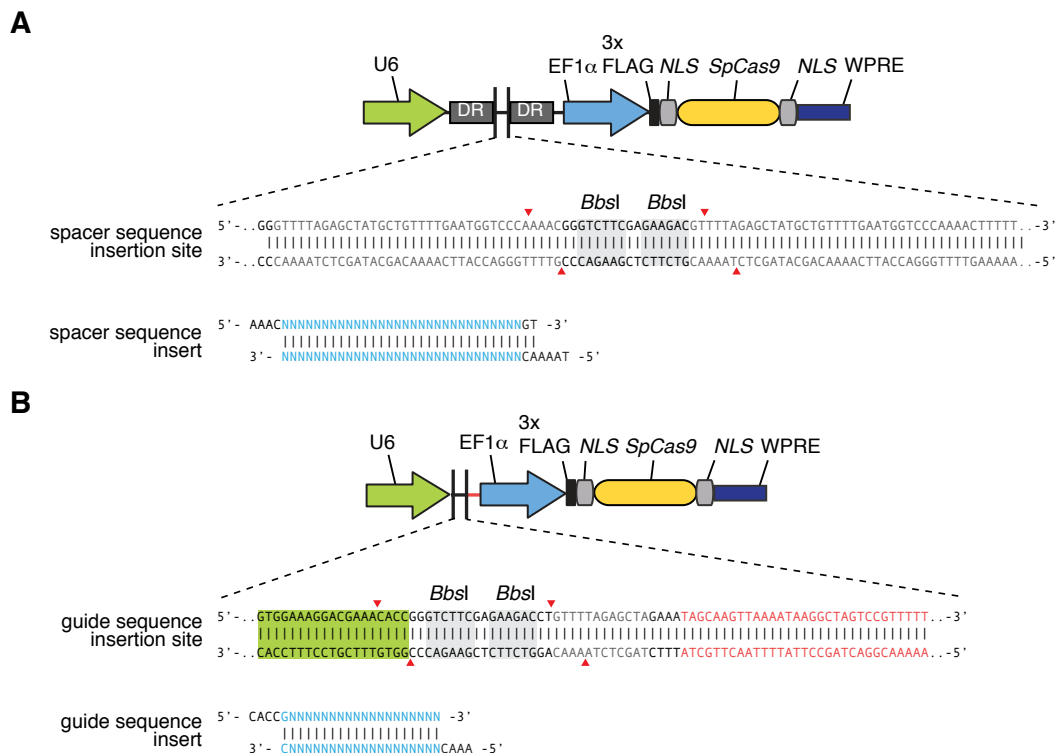


Fig. S5. Bicistronic expression vectors for pre-crRNA array or chimeric crRNA with Cas9.

(A) Schematic showing the design of an expression vector for the pre-crRNA array. Spacers can be inserted between two *Bbs*I sites using annealed oligonucleotides. Sequence design for the oligonucleotides are shown below with the appropriate ligation adapters indicated. (B) Schematic of the expression vector for chimeric crRNA. The guide sequence can be inserted between two *Bbs*I sites using annealed oligonucleotides. The vector already contains the partial direct repeat (gray) and partial tracrRNA (red) sequences. WPRE, Woodchuck hepatitis virus post-transcriptional regulatory element.

Figure S6

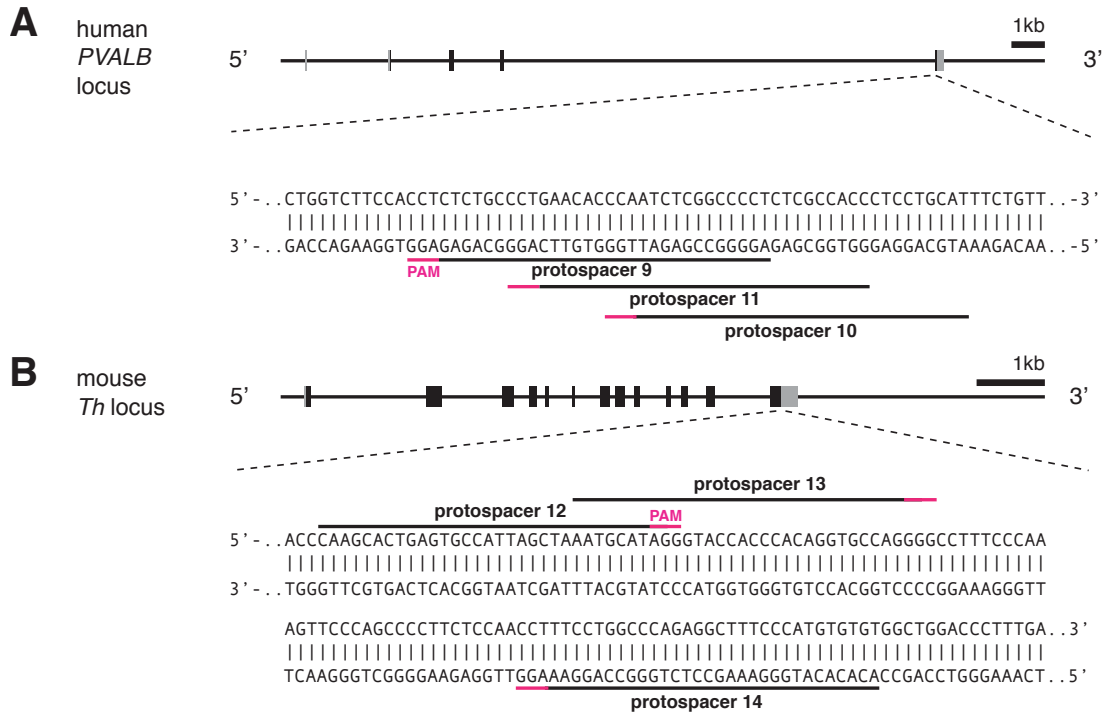


Fig. S6. Selection of protospacers in the human *PVALB* and mouse *Th* loci. Schematic of the human *PVALB* (**A**) and mouse *Th* (**B**) loci and the location of the three protospacers within the last exon of the *PVALB* and *Th* genes, respectively. The 30bp protospacers are indicated by black lines and the adjacent PAM sequences are indicated by the magenta bar. Protospacers on the sense and anti-sense strands are indicated above and below the DNA sequences respectively.

Figure S7

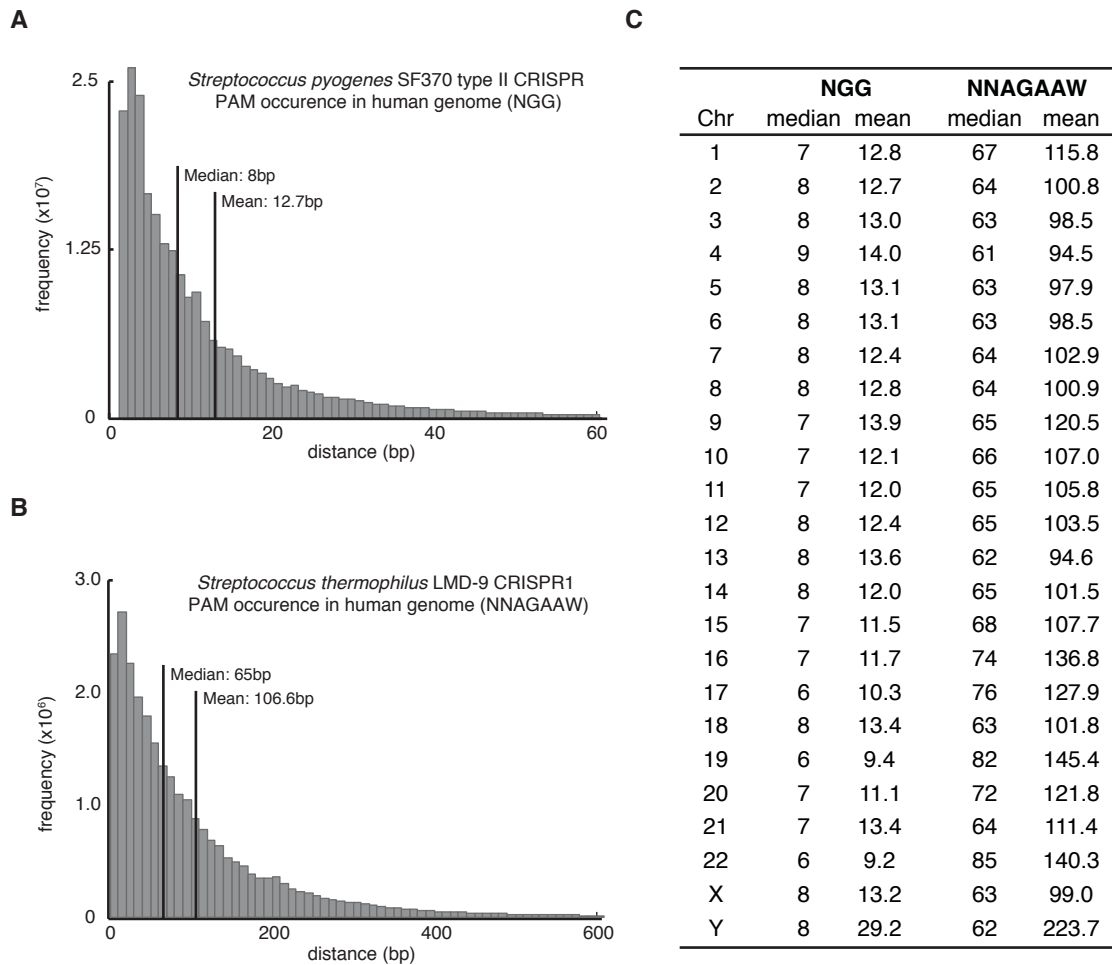


Fig. S7. Occurrences of PAM sequences in the human genome. Histograms of distances between adjacent *Streptococcus pyogenes* SF370 type II CRISPR PAM (NGG) (**A**) and *Streptococcus thermophilus* LMD-9 CRISPR1 PAM (NNAGAAW) (**B**) in the human genome. (**C**) Distances for each PAM by chromosome. Chr, chromosome. Putative targets were identified using both the plus and minus strands of human chromosomal sequences. Given that there may be chromatin, DNA methylation-, RNA structure, and other factors that may limit the cleavage activity at some protospacer targets, it is important to note that the actual targeting ability might be less than the result of this computational analysis.

Figure S8

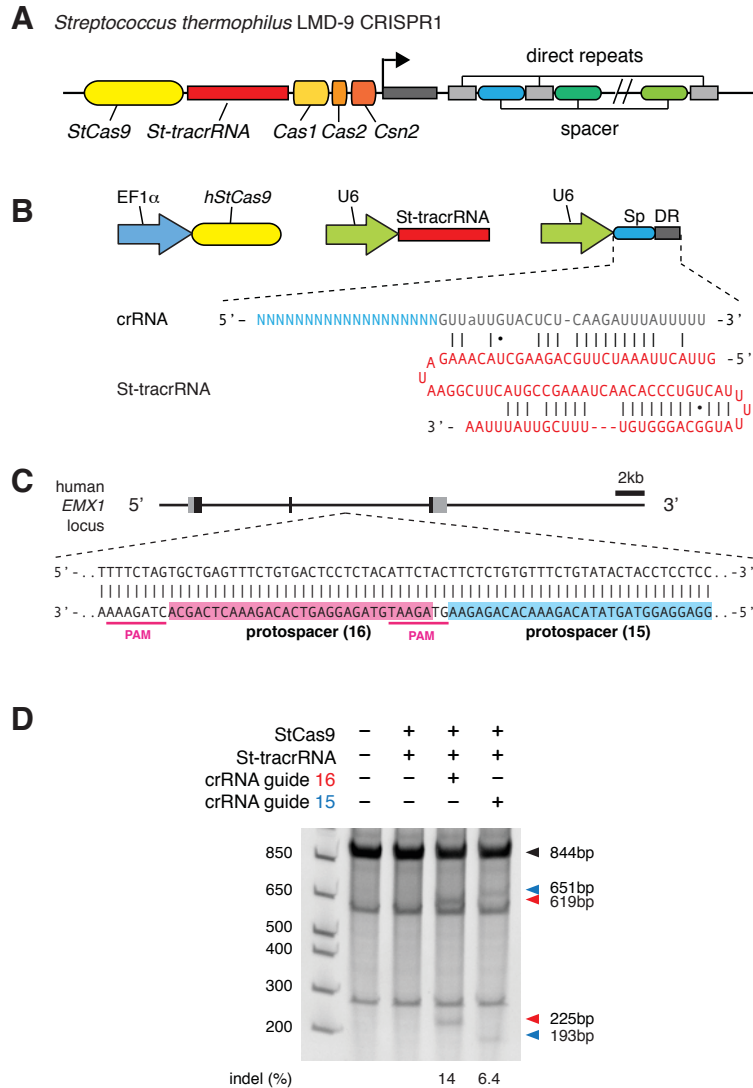


Fig S8. Type II CRISPR from *Streptococcus thermophilus* LMD-9 can also function in eukaryotic cells. (A) Schematic of CRISPR locus 2 from *Streptococcus thermophilus* LMD-9. (B) Design of the expression system for the *S. thermophilus* CRISPR system. Human codon-optimized *StCas9* is expressed using a constitutive EF1a promoter. Mature versions of tracrRNA and crRNA are expressed using the U6 promoter to ensure precise transcription initiation. Sequences for the mature crRNA and tracrRNA are shown. A single based indicated by the lower case “a” in the crRNA sequence was used to remove the polyU sequence, which serves as a RNA Pol III transcriptional terminator. Sp, spacer. (C) Schematic showing protospacer and

corresponding PAM sequences targets in the human *EMXI* locus. Two protospacer sequences are highlighted and their corresponding PAM sequences satisfying the NNAGAAW motif are indicated by magenta lines. Both protospacers are targeting the anti-sense strand. **(D)** SURVEYOR assay showing StCas9-mediated cleavage in the target locus. RNA guide spacers 1 and 2 induced 14% and 6.4% respectively. Statistical analysis of cleavage activity across biological replica at these two protospacer sites can be found in Table S1.

Table S1. Protospacer sequences and modification efficiencies of mammalian genomic targets. Protospacer targets designed based on *Streptococcus pyogenes* type II CRISPR and *Streptococcus thermophilus* CRISPR1 loci with their requisite PAMs against three different genes in human and mouse genomes. Cells were transfected with Cas9 and either pre-crRNA/tracrRNA or chimeric RNA. Cells were analyzed 72 hours after transfection. Percent indels are calculated based on SURVEYOR assay results from indicated cell lines, $N = 3$ for all protospacer targets, errors are S.E.M. N.D., not detectable using the SURVEYOR assay; N.T., not tested in this study.

Cas9	target species	gene	protospacer ID	protospacer sequence (5' to 3')	PAM	strand	cell line tested	% indel (pre-crRNA + tracrRNA)	% indel (chimeric RNA)
<i>S. pyogenes</i> SF370 type II CRISPR	<i>Homo sapiens</i>	<i>EMX1</i>	1	GGAAGGGCCTGAGTCCGAGCAGAAGAAGAA	GGG	+	293FT	20 ± 1.8	6.7 ± 0.62
			2	CATTGGAGGTGACATCGATGTCCTCCCAT	TGG	-	293FT	2.1 ± 0.31	N.D.
			3	GGACATCGATGTCACCTCCAATGACTAGGG	TGG	+	293FT	14 ± 1.1	N.D.
			4	CATCGATGTCCTCCCATTTGGCCTGCTTCG	TGG	-	293FT	11 ± 1.7	N.D.
			5	TTCTGGCAATGCGCCACCGTTGATGTGA	TGG	-	293FT	4.3 ± 0.46	2.1 ± 0.51
			6	TCTGTGGCAATGCGCCACCGTTGATGTGA	GGG	-	293FT	4.0 ± 0.66	0.41 ± 0.25
			7	TCCAGCTTCTGCCGTTTGTACTTTGTCCTC	CGG	-	293FT	1.5 ± 0.12	N.D.
			8	GGAGGGAGGGGCACAGATGAGAACTCAGG	AGG	-	293FT	7.8 ± 0.83	2.3 ± 1.2
	<i>Homo sapiens</i>	<i>PVALB</i>	9	AGGGGCCGAGATTGGGTGTTCAAGGCAGAG	AGG	+	293FT	21 ± 2.6	6.5 ± 0.32
			10	ATGCAGGAGGGTGGCCAGAGGGGCCGAGAT	TGG	+	293FT	N.D.	N.D.
			11	GGTGGCGAGAGGGGCCGAGATTGGGTGTTT	AGG	+	293FT	N.D.	N.D.
	<i>Mus musculus</i>	<i>Th</i>	12	CAAGCACTGAGTGCCATTAGCTAAATGCAT	AGG	-	Neuro2A	27 ± 4.3	4.1 ± 2.2
			13	AATGCATAGGGTACCACCCACAGGTGCCAG	GGG	-	Neuro2A	4.8 ± 1.2	N.D.
			14	ACACACATGGGAAAGCCTCTGGGCCAGGAA	AGG	+	Neuro2A	11.3 ± 1.3	N.D.
<i>S. thermophilus</i> LMD-9 CRISPR1	<i>Homo sapiens</i>	<i>EMX1</i>	15	GGAGGAGGTAGTATACAGAAACACAGAGAA	GTAGAAT	-	293FT	14 ± 0.88	N.T.
			16	AGAATGTAGAGGAGTACAGAAACTCAGCA	CTAGAAA	-	293FT	7.8 ± 0.77	N.T.

Table S2. Sequences for primers and probes used for SURVEYOR assay, RFLP assay, genomic sequencing, and Northern blot.

Primer name	Assay	Genomic Target	Primer sequence
Sp-EMX1-F	SURVEYOR assay, sequencing	<i>EMX1</i>	AAAACCACCCTTCTCTCTGGC
Sp-EMX1-R	SURVEYOR assay, sequencing	<i>EMX1</i>	GGAGATTGGAGACACGGAGAG
Sp-PVALB-F	SURVEYOR assay, sequencing	<i>PVALB</i>	CTGGAAAGCCAATGCCTGAC
Sp-PVALB-R	SURVEYOR assay, sequencing	<i>PVALB</i>	GGCAGCAAACCTCCTTGTCTT
Sp-Th-F	SURVEYOR assay, sequencing	<i>Th</i>	GTGCTTTGCAGAGGCCTACC
Sp-Th-R	SURVEYOR assay, sequencing	<i>Th</i>	CCTGGAGCGCATGCAGTAGT
St-EMX1-F	SURVEYOR assay, sequencing	<i>EMX1</i>	ACCTTCTGTGTTTCCACCATTC
St-EMX1-R	SURVEYOR assay, sequencing	<i>EMX1</i>	TTGGGGAGTGCACAGACTTC
Sp-EMX1-RFLP-F	RFLP, sequencing	<i>EMX1</i>	GGCTCCCTGGGTTCAAAGTA
Sp-EMX1-RFLP-R	RFLP, sequencing	<i>EMX1</i>	AGAGGGGTCTGGATGTCGTAA
Pb_EMX1_sp1	Northern Blot Probe	Not applicable	TAGCTCTAAACTTCTTCTTCTGCTCGGAC
Pb_tracrRNA	Northern Blot Probe	Not applicable	CTAGCCTTATTTTAACTTGCTATGCTGTTT

SUPPLEMENTARY SEQUENCES

> U6-short tracrRNA (*Streptococcus pyogenes* SF370)

GAGGGCCTATTTCCCATGATTCCTTCATATTTGCATATACGATACAAGGCTGTTAGAGAGATAA
TTGGAATTAATTTGACTGTAAACACAAAGATATTAGTACAAAATACGTGACGTAGAAAGTAATA
ATTTCTTGGGTAGTTTGCAGTTTTAAAATTATGTTTTAAAATGGACTATCATATGCTTACCGTA
ACTTGAAAGTATTTTCGATTTCTTGGCTTTATATATCTTGTGGAAAGGACGAAACACCGGAACCA
TTCAAACAGCATAGCAAGTTAAAATAAGGCTAGTCCGTTATCAACTTGAAAAAGTGGCACCGA
GTCGGTGCTTTTTTT

> U6-long tracrRNA (*Streptococcus pyogenes* SF370)

GAGGGCCTATTTCCCATGATTCCTTCATATTTGCATATACGATACAAGGCTGTTAGAGAGATAA
TTGGAATTAATTTGACTGTAAACACAAAGATATTAGTACAAAATACGTGACGTAGAAAGTAATA
ATTTCTTGGGTAGTTTGCAGTTTTAAAATTATGTTTTAAAATGGACTATCATATGCTTACCGTA
ACTTGAAAGTATTTTCGATTTCTTGGCTTTATATATCTTGTGGAAAGGACGAAACACCGGTAGTA
TTAAGTATTGTTTTATGGCTGATAAATTTCTTTGAATTTCTCCTTGATTATTTGTTATAAAAGT
TATAAAATAATCTTGTGGAAACCATTCAAACAGCATAGCAAGTTAAAATAAGGCTAGTCCGTT
ATCAACTTGAAAAAGTGGCACCGAGTCGGTGCTTTTTTT

> U6-DR-BbsI backbone-DR (*Streptococcus pyogenes* SF370)

GAGGGCCTATTTCCCATGATTCCTTCATATTTGCATATACGATACAAGGCTGTTAGAGAGATAA
TTGGAATTAATTTGACTGTAAACACAAAGATATTAGTACAAAATACGTGACGTAGAAAGTAATA
ATTTCTTGGGTAGTTTGCAGTTTTAAAATTATGTTTTAAAATGGACTATCATATGCTTACCGTA
ACTTGAAAGTATTTTCGATTTCTTGGCTTTATATATCTTGTGGAAAGGACGAAACACCGGGTTTT
AGAGCTATGCTGTTTTGAATGGTCCCAAACGGGTCTTCGAGAAGACGTTTTAGAGCTATGCTG
TTTTGAATGGTCCCAAAC

> U6-chimeric RNA-BbsI backbone (*Streptococcus pyogenes* SF370)

GAGGGCCTATTTCCCATGATTCCTTCATATTTGCATATACGATACAAGGCTGTTAGAGAGATAA
TTGGAATTAATTTGACTGTAAACACAAAGATATTAGTACAAAATACGTGACGTAGAAAGTAATA
ATTTCTTGGGTAGTTTGCAGTTTTAAAATTATGTTTTAAAATGGACTATCATATGCTTACCGTA
ACTTGAAAGTATTTTCGATTTCTTGGCTTTATATATCTTGTGGAAAGGACGAAACACCGGGTCTT
CGAGAAGACCTGTTTTAGAGCTAGAAATAGCAAGTTAAAATAAGGCTAGTCCG

> 3xFLAG-NLS-SpCas9-NLS

ATGGACTATAAGGACCACGACGGAGACTACAAGGATCATGATATTGATTACAAAGACGATGACG
ATAAGATGGCCCCAAGAAGAAGCGGAAGGTTCGGTATCCACGGAGTCCCAGCAGCCGACAAGAA
GTACAGCATCGGCCTGGACATCGGCACCAACTCTGTGGGCTGGGCCGTGATCACCAGCAGTAC
AAGGTGCCAGCAAGAAATTCAAGGTGCTGGGCAACACCGACCGGCACAGCATCAAGAAGAACC
TGATCGGAGCCCTGCTGTTTCGACAGCGGCGAAACAGCCGAGGCCACCCGGCTGAAGAGAACCGC
CAGAAGAAGATACACCAGACGGAAGAACCGGATCTGCTATCTGCAAGAGATCTTCAGCAACGAG
ATGGCCAAGGTGGACGACAGCTTCTCCACAGACTGGAAGAGTCCTTCCTGGTGAAGAGGATA
AGAAGCACGAGCGGCACCCCATCTTCGGCAACATCGTGGACGAGGTGGCCTACCACGAGAAGTA
CCCCACCATCTACCACCTGAGAAAGAACTGGTGGACAGCACCGACAAGGCCGACCTGCGGCTG
ATCTATCTGGCCCTGGCCCACATGATCAAGTTCGGGGCCACTTCCTGATCGAGGGCGACCTGA
ACCCCGACAACAGCGACGTGGACAAGCTGTTTCATCCAGCTGGTGCAGACCTACAACCAGCTGTT
CGAGGAAAACCCCATCAACGCCAGCGGCGTGGACGCCAAGGCCATCCTGTCTGCCAGACTGAGC

AAGAGCAGACGGCTGGAAAATCTGATCGCCAGCTGCCCGGCGAGAAGAAGAATGGCCTGTTCG
GCAACCTGATTGCCCTGAGCCTGGGCCTGACCCCAACTTCAAGAGCAACTTCGACCTGGCCGA
GGATGCCAAACTGCAGCTGAGCAAGGACACCTACGACGACGACCTGGACAACCTGCTGGCCCAG
ATCGGCGACCAGTACGCCGACCTGTTTCTGGCCGCCAAGAACCTGTCCGACGCCATCCTGCTGA
GCGACATCCTGAGAGTGAACACCGAGATCACCAAGGCCCCCTGAGCGCCTCTATGATCAAGAG
ATACGACGAGCACCACCAGGACCTGACCCTGCTGAAAGCTCTCGTGCGGCAGCAGCTGCCTGAG
AAGTACAAAGAGATTTTCTTCGACCAGAGCAAGAACGGCTACGCCGGCTACATTGACGGCGGAG
CCAGCCAGGAAGAGTTCTACAAGTTCATCAAGCCCATCCTGGAAAAGATGGACGGCACCGAGGA
ACTGCTCGTGAAGCTGAACAGAGAGGACCTGCTGCGGAAGCAGCGGACCTTCGACAACGGCAGC
ATCCCCCACCAGATCCACCTGGGAGAGCTGCACGCCATTCTGCGGCGGCAGGAAGATTTTTACC
CATTCTGAAGGACAACCGGGAAAAGATCGAGAAGATCCTGACCTTCGCGATCCCCTACTACGT
GGGCCCTCTGGCCAGGGGAAACAGCAGATTCGCCTGGATGACCAGAAAGAGCGAGGAAACCATC
ACCCCTGGAACCTCGAGGAAGTGGTGGACAAGGGCGCTTCGCCCCAGAGCTTCATCGAGCGGA
TGACCAACTTCGATAAGAACCTGCCAACGAGAAGGTGCTGCCAACGACAGCCTGCTGTACGA
GTACTTCACCGTGTATAACGAGCTGACCAAAGTGAATACGTGACCAGGGGAATGAGAAAGCCC
GCCTTCTGAGCGGCGAGCAGAAAAAGGCCATCGTGGACCTGCTGTTCAAGACCAACCGGAAAG
TGACCGTGAAGCAGCTGAAAGAGGACTACTTCAAGAAAATCGAGTGTTCGACTCCGTGGAAAT
CTCCGGCGTGGAAGATCGGTTCAACGCCTCCCTGGGCACATAACCAGATCTGCTGAAAATTATC
AAGGACAAGGACTTCCTGGACAATGAGGAAAACGAGGACATTCTGGAAGATATCGTGCTGACCC
TGACACTGTTTGAGGACAGAGAGATGATCGAGGAACGGCTGAAAACCTATGCCACCTGTTTGA
CGACAAAGTGATGAAGCAGCTGAAGCGGCGGAGATACACCGGCTGGGGCAGGCTGAGCCGGAAG
CTGATCAACGGCATCCGGGACAAGCAGTCCGGCAAGACAATCCTGGATTTCCTGAAGTCCGACG
GCTTCGCCAACAGAACTTCATGCAGCTGATCCACGACGACAGCCTGACCTTTAAAGAGGACAT
CCAGAAAGCCAGGTGTCCGGCCAGGGCGATAGCCTGCACGAGCACATTGCCAATCTGGCCGGC
AGCCCCGCCATTAAGAAGGGCATCCTGCAGACAGTGAAGGTGGTGGACGAGCTCGTGAAAGTGA
TGGGCCGGCACAAGCCCGAGAACATCGTGATCGAAATGGCCAGAGAGAACCAGACCACCAGAA
GGACAGAAGAACAGCCGCGAGAGAATGAAGCGGATCGAAGAGGGCATCAAGAGCTGGGCAGC
CAGATCCTGAAAGAACACCCCGTGGAAAACACCCAGCTGCAGAACGAGAAGCTGTACCTGTACT
ACCTGCAGAATGGGCGGGATATGTACGTGGACCAGGAACTGGACATCAACCGGCTGTCCGACTA
CGATGTGGACCATATCGTGCCTCAGAGCTTCTGAAGGACGACTCCATCGACAACAAGGTGCTG
ACCAGAAGCGACAAGAACCAGGGCAAGAGCGACAACGTGCCCTCCGAAGAGGTCGTGAAGAAGA
TGAAGAATACTGGCGGCAGCTGCTGAACGCCAAGCTGATTACCCAGAGAAAGTTCGACAATCT
GACCAAGGCCGAGAGAGGCGGCTGAGCGAACTGGATAAGGCCGGCTTCATCAAGAGACAGCTG
GTGGAACCCGGCAGATCACAAAGCACGTGGCACAGATCCTGGACTCCCGGATGAACACTAAGT
ACGACGAGAATGACAAGCTGATCCGGGAAGTGAAAGTGATCACCTGAAGTCCAAGCTGGTGTG
CGATTTCCGGAAGGATTTCCAGTTTTACAAAGTGCGCGAGATCAACAACCTACCACCACGCCAC
GACGCCTACCTGAACGCCGTCTGTGGAAACCGCCCTGATCAAAAAGTACCCTAAGCTGGAAAGCG
AGTTCGTGTACGGCGACTACAAGGTGTACGACGTGCGGAAGATGATCGCCAAGAGCGAGCAGGA
AATCGGCAAGGCTACCGCCAAGTACTTCTTCTACAGCAACATCATGAACTTTTTCAAGACCGAG
ATTACCCTGGCCAACGGCGAGATCCGGAAGCGGCCTCTGATCGAGACAAACGGCGAAACCGGGG
AGATCGTGTGGGATAAGGGCCGGGATTTTGCCACCGTGCAGAAAGTGCTGAGCATGCCCAAGT
GAATATCGTGAAAAAGACCGAGGTGCAGACAGGCGGCTTCAGCAAAGAGTCTATCCTGCCAAG
AGGAACAGCGATAAGCTGATCGCCAGAAAGAAGGACTGGGACCCTAAGAAGTACGGCGGCTTCG
ACAGCCCCACCGTGGCCTATTCTGTGCTGGTGGTGGCCAAAGTGGAAAAGGGCAAGTCCAAGAA
ACTGAAGAGTGTGAAAGAGCTGCTGGGGATCACCATCATGGAAAGAAGCAGCTTCGAGAAGAAT
CCCATCGACTTTCTGGAAGCCAAGGGCTACAAAGAAGTGGAAAAGGACCTGATCATCAAGCTGC
CTAAGTACTCCCTGTTTCGAGCTGGAAAACGGCCGGAAGAGAATGCTGGCCTCTGCCGGCGAACT
GCAGAAGGGAAACGAACTGGCCCTGCCCTCCAAATATGTGAACTTCTGTACCTGGCCAGCCAC

TATGAGAAGCTGAAGGGCTCCCCGAGGATAATGAGCAGAAACAGCTGTTTGTGGAACAGCACA
AGCACTACCTGGACGAGATCATCGAGCAGATCAGCGAGTTCTCCAAGAGAGTGATCCTGGCCGA
CGCTAATCTGGACAAAGTGCTGTCCGCCTACAACAAGCACCGGGATAAGCCCATCAGAGAGCAG
GCCGAGAATATCATCCACCTGTTTACCCTGACCAATCTGGGAGCCCCTGCCGCCTTCAAGTACT
TTGACACCACCATCGACCGGAAGAGGTACACCAGCACCAAGAGGTGCTGGACGCCACCCTGAT
CCACCAGAGCATCACCGCCTGTACGAGACACGGATCGACCTGTCTCAGCTGGGAGGCGACAAG
CGTCCTGCTGCTACTAAGAAAGCTGGTCAAGCTAAGAAAAAGAAA

> SpRNase3-mCherry-NLS

ATGAAGCAGCTGGAGGAGTTACTTTCTACCTCTTTTCGACATCCAGTTTAATGACCTGACCCTGC
TGGA AACCGCCTTCACTCACACCTCCTACGCGAATGAGCACCGCCTACTGAATGTGAGCCACAA
CGAGCGCCTGGAGTTTCTGGGGGATGCTGTCTTACAGCTGATCATCTCTGAATATCTGTTTGCC
AAATACCCTAAGAAAACCGAAGGGGACATGTCAAAGCTGCGCTCCATGATAGTCAGGGAAGAGA
GCCTGGCGGGCTTTAGTCGTTTTTGTCTATTTCGACGCTTATATCAAGCTGGGAAAAGGCGAAGA
GAAGTCCGGCGGCAGGAGGCGCGATAACAATTCTGGGCGATCTCTTTGAAGCGTTTCTGGGCGCA
CTTCTACTGGACAAAGGGATCGACGCAGTCCGCCGCTTTCTGAAACAAGTGATGATCCCTCAGG
TCGAAAAGGGAACTTCGAGAGAGTGAAGGACTATAAAACATGTTTGCAGGAATTTCTCCAGAC
CAAGGGAGATGTAGCAATAGATTATCAGGTAATAAGTGAGAAAGGACCAGCTCACGCCAAACAA
TTCGAAGTTAGCATCGTTGTTAATGGCGCAGTGTTGTCGAAGGGCTTGGGTAAATCAAAAAAAC
TGCCCGAGCAGGACGCTGCTAAAAACGCCCTCGCTCAGCTCAGCGAGGTAGGATCCGTGAGCAA
GGGCGAGGAGGATAACATGGCCATCATCAAGGAGTTCATGCGCTTCAAGGTGCACATGGAGGGC
TCCGTGAACGGCCACGAGTTCGAGATCGAGGGCGAGGGCGAGGGCCGCCCTACGAGGGCACCC
AGACCGCCAAGCTGAAGGTGACCAAGGGTGGCCCCCTGCCCTTCGCCTGGGACATCCTGTCCCC
TCAGTTCATGTACGGCTCCAAGGCCTACGTGAAGCACCCCGCGACATCCCCGACTACTTGAAG
CTGTCTTCCCCGAGGGCTTCAAGTGGGAGCGCGTGATGAACTTCGAGGACGGCGGCGTGGTGA
CCGTGACCCAGGACTCCTCCCTGCAGGACGGCGAGTTCATCTACAAGGTGAAGCTGCGCGGCAC
CAACTTCCCCTCCGACGGCCCCGTAATGCAGAAGAAGACCATGGGCTGGGAGGCCTCCTCCGAG
CGGATGTACCCCGAGGACGGCGCCCTGAAGGGCGAGATCAAGCAGAGGCTGAAGCTGAAGGACG
GCGGCCACTACGACGCTGAGGTCAAGACCACCTACAAGGCCAAGAAGCCCGTGCAGCTGCCCGG
CGCCTACAACGTCAACATCAAGTTGGACATCACCTCCCACAACGAGGACTACACCATCGTGGAA
CAGTACGAACGCGCCGAGGGCCGCACTCCACCGGCGGCATGGACGAGCTGTACAAGAAGCGTC
CTGCTGCTACTAAGAAAGCTGGTCAAGCTAAGAAAAAGAAA

> 3xFLAG-NLS-SpCas9n-NLS (the D10A nickase mutation is labeled
in red)

ATGGACTATAAGGACCACGACGGAGACTACAAGGATCATGATATTGATTACAAAGACGATGACG
ATAAGATGGCCCCAAGAAGAAGCGGAAGGTTCGGTATCCACGGAGTCCCAGCAGCCGACAAGAA
GTACAGCATCGGCCTG**GCC**ATCGGCACCAACTCTGTGGGCTGGGCCGTGATCACCGACGAGTAC
AAGGTGCCAGCAAGAAATTCAAGGTGCTGGGCAACACCGACCGGCACAGCATCAAGAAGAACC
TGATCGGAGCCCTGCTGTTTCGACAGCGGCGAAACAGCCGAGGCCACCCGGCTGAAGAGAACCGC
CAGAAGAAGATACACCAGACGGAAGAACCGGATCTGCTATCTGCAAGAGATCTTCAGCAACGAG
ATGGCCAAGGTGGACGACAGCTTCTTCCACAGACTGGAAGAGTCCTTCTGGTGGAAAGAGGATA
AGAAGCACGAGCGGCACCCCATCTTCGGCAACATCGTGGACGAGGTGGCCTACCACGAGAAGTA
CCCCACCATCTACCACCTGAGAAAGAACTGGTGGACAGCACCGACAAGGCCGACCTGCGGCTG
ATCTATCTGGCCCTGGCCCACATGATCAAGTTCGGGGCCACTTCCTGATCGAGGGCGACCTGA
ACCCCGACAACAGCGACGTGGACAAGCTGTTTCATCCAGCTGGTGCAGACCTACAACCAGCTGTT
CGAGGAAAACCCATCAACGCCAGCGGCGTGGACGCCAAGGCCATCCTGTCTGCCAGACTGAGC
AAGAGCAGACGGCTGGAAAATCTGATCGCCAGCTGCCCGGCGAGAAGAAGAATGGCCTGTTTCG

GCAACCTGATTGCCCTGAGCCTGGGCCTGACCCCAACTTCAAGAGCAACTTCGACCTGGCCGA
GGATGCCAAACTGCAGCTGAGCAAGGACACCTACGACGACGACCTGGACAACCTGCTGGCCCAG
ATCGGCGACCAGTACGCCGACCTGTTTTCTGGCCGCCAAGAACCTGTCCGACGCCATCCTGCTGA
GCGACATCCTGAGAGTGAACACCGAGATCACCAAGGCCCCCTGAGCGCCTCTATGATCAAGAG
ATACGACGAGCACCACCAGGACCTGACCCTGCTGAAAGCTCTCGTGCGGCAGCAGCTGCCTGAG
AAGTACAAAGAGATTTTCTTCGACCAGAGCAAGAACGGCTACGCCGGCTACATTGACGGCGGAG
CCAGCCAGGAAGAGTTCTACAAGTTCATCAAGCCCATCCTGGAAAAGATGGACGGCACCGAGGA
ACTGCTCGTGAAGCTGAACAGAGAGGACCTGCTGCGGAAGCAGCGGACCTTCGACAACGGCAGC
ATCCCCCACCAGATCCACCTGGGAGAGCTGCACGCCATTCTGCGGCGGCAGGAAGATTTTTACC
CATTCTGAAGGACAACCGGGAAAAGATCGAGAAGATCCTGACCTTCGCATCCCCTACTACGT
GGGCCCTCTGGCCAGGGGAAACAGCAGATTTCGCTGGATGACCAGAAAGAGCGAGGAAACCATC
ACCCCTGGAACCTTCGAGGAAGTGGTGGACAAGGGCGCTTCCGCCAGAGCTTCATCGAGCGGA
TGACCAACTTCGATAAGAACCTGCCAACGAGAAGGTGCTGCCAACGACAGCCTGCTGTACGA
GTACTTCACCGTGTATAACGAGCTGACCAAAGTGAAATACGTGACCGAGGGAATGAGAAAGCCC
GCCTTCTGAGCGGCGAGCAGAAAAAGGCCATCGTGGACCTGCTGTTCAAGACCAACCGGAAAG
TGACCGTGAAGCAGCTGAAAGAGGACTACTTCAAGAAAATCGAGTGTTCGACTCCGTGGAAAT
CTCCGGCGTGAAGATCGGTTCAACGCCCTCCCTGGGCACATAACCAGATCTGCTGAAAATTATC
AAGGACAAGGACTTCTGACAATGAGGAAAACGAGGACATTCTGGAAGATATCGTGCTGACCC
TGACACTGTTTGGAGACAGAGAGATGATCGAGGAACGGCTGAAAACCTATGCCACCTGTTCTGA
CGACAAAGTGATGAAGCAGCTGAAGCGGCGGAGATACACCGGCTGGGGCAGGCTGAGCCGGAAG
CTGATCAACGGCATCCGGGACAAGCAGTCCGGCAAGACAATCCTGGATTTCTGAAGTCCGACG
GCTTCGCCAACAGAACTTCATGCAGCTGATCCACGACGACAGCCTGACCTTTAAGAGGACAT
CCAGAAAGCCAGGTGTCCGGCCAGGGCGATAGCCTGCACGAGCACATTGCCAATCTGGCCGGC
AGCCCCGCCATTAAGAAGGGCATCCTGCAGACAGTGAAGGTGGTGGACGAGCTCGTGAAAGTGA
TGGGCCGGCACAAGCCCGAGAACATCGTGATCGAAATGGCCAGAGAGAACCAGACCACCAGAA
GGGACAGAAGAACAGCCGCGAGAGAATGAAGCGGATCGAAGAGGGCATCAAGAGCTGGGCAGC
CAGATCCTGAAAGAACACCCCGTGGAAAACACCCAGCTGCAGAACGAGAAGCTGTACCTGTACT
ACCTGCAGAATGGGCGGGATATGTACGTGGACCAGGAACTGGACATCAACCGGCTGTCCGACTA
CGATGTGGACCATATCGTGCCTCAGAGCTTTCTGAAGGACGACTCCATCGACAACAAGGTGCTG
ACCAGAAGCGACAAGAACCAGGGCAAGAGCGACAACGTGCCCTCCGAAGAGGTCGTGAAGAAGA
TGAAGAACTACTGGCGGCAGCTGCTGAACGCCAAGCTGATTACCCAGAGAAAGTTCGACAATCT
GACCAAGGCCGAGAGAGGGCGGCTGAGCGAACTGGATAAGGCCGGCTTCATCAAGAGACAGCTG
GTGGAAACCCGGCAGATCACAAAGCACGTGGCACAGATCCTGGACTCCCGGATGAACACTAAGT
ACGACGAGAATGACAAGCTGATCCGGGAAGTGAAAGTGATCACCTGAAGTCCAAGCTGGTGTC
CGATTTCCGGAAGGATTTCCAGTTTTACAAAGTGCGCGAGATCAACAACCTACCACCACGCCAC
GACGCCTACCTGAACGCCGTCGTGGGAACCGCCCTGATCAAAAAGTACCCTAAGCTGGAAAGCG
AGTTCGTGTACGGCGACTACAAGGTGTACGACGTGCGGAAGATGATCGCCAAGAGCGAGCAGGA
AATCGGCAAGGCTACCGCCAAGTACTTCTTCTACAGCAACATCATGAACTTTTTCAAGACCGAG
ATTACCCTGGCCAACGGCGAGATCCGGAAGCGGCTCTGATCGAGACAAACGGCGAAACCGGGG
AGATCGTGTGGGATAAGGGCCGGGATTTTGCCACCGTGCAGGAAAGTGCTGAGCATGCCCAAGT
GAATATCGTGAAAAAGACCGAGGTGCAGACAGGCGGCTTCAGCAAAGAGTCTATCCTGCCAAG
AGGAACAGCGATAAGCTGATCGCCAGAAAGAAGGACTGGGACCCTAAGAAGTACGGCGGCTTCG
ACAGCCCCACCGTGGCCTATTCTGTGCTGGTGGTGGCCAAAGTGGAAAAGGGCAAGTCCAAGAA
ACTGAAGAGTGTGAAAGAGCTGCTGGGGATCACCATCATGGAAAGAAGCAGCTTCGAGAAGAAT
CCCATCGACTTTCTGGAAGCCAAGGGCTACAAAGAAGTAAAAAGGACCTGATCATCAAGCTGC
CTAAGTACTCCCTGTTTCGAGCTGGAAAACGGCCGGAAGAGAATGCTGGCCTCTGCCGGCGAACT
GCAGAAGGGAAACGAACTGGCCCTGCCCTCCAAATATGTGAACTTCTGTACCTGGCCAGCCAC
TATGAGAAGCTGAAGGGCTCCCCGAGGATAATGAGCAGAAACAGCTGTTTGTGGAACAGCACA

AGCACTACCTGGACGAGATCATCGAGCAGATCAGCGAGTTCTCCAAGAGAGTGATCCTGGCCGA
CGCTAATCTGGACAAAGTGCTGTCCGCCTACAACAAGCACCGGGATAAGCCCATCAGAGAGCAG
GCCGAGAATATCATCCACCTGTTTACCCTGACCAATCTGGGAGCCCCTGCCGCCTTCAAGTACT
TTGACACCACCATCGACCGGAAGAGGTACACCAGCACCAAGAGGTGCTGGACGCCACCCTGAT
CCACCAGAGCATCACCGCCTGTACGAGACACGGATCGACCTGTCTCAGCTGGGAGGCGACAAG
CGTCCTGCTGCTACTAAGAAAGCTGGTCAAGCTAAGAAAAAGAAA

> hEMX1-HRTemplate-*HindIII*-*NheI*

GAATGCTGCCCTCAGACCCGCTTCCCTCCTGTCTTGTCTGTCCAAGGAGAATGAGGTCTCACT
GGTGGATTTTCGGACTACCCTGAGGAGCTGGCACCTGAGGGACAAGGCCCCCACCTGCCAGCT
CCAGCCTCTGATGAGGGGTGGGAGAGAGCTACATGAGGTTGCTAAGAAAGCCTCCCCTGAAGGA
GACCACACAGTGTGTGAGGTTGGAGTCTCTAGCAGCGGTTCTGTGCCCCAGGGATAGTCTGG
CTGTCCAGGCACTGCTCTTGATATAAACACCACCTCCTAGTTATGAAACCATGCCATTCTGCC
TCTCTGTATGGAAAAGAGCATGGGGCTGGCCCGTGGGGTGGTGTCCACTTTAGGCCCTGTGGGA
GATCATGGGAACCCACGCAGTGGGTCATAGGCTCTCTCATTTACTACTCACATCCACTCTGTGA
AGAAGCGATTATGATCTCTCCTCTAGAACTCGTAGAGTCCCATGTCTGCCGGCTTCCAGAGCC
TGCACTCCTCCACCTTGGCTTGGCTTTGCTGGGGCTAGAGGAGCTAGGATGCACAGCAGCTCTG
TGACCCTTTGTTTGAGAGGAACAGGAAAACCACCCTTCTCTCTGGCCCACTGTGTCTCTTCT
GCCCTGCCATCCCCTTCTGTGAATGTTAGACCCATGGGAGCAGCTGGTCAGAGGGGACCCCGGC
CTGGGGCCCCTAACCTATGTAGCCTCAGTCTTCCCATCAGGCTCTCAGCTCAGCCTGAGTGTT
GAGGCCCCAGTGGCTGCTCTGGGGCCCTCCTGAGTTTCTCATCTGTGCCCTCCCTCCCTGGCC
CAGGTGAAGGTGTGGTTCCAGAACCAGGAGCAAAGTACAAACGGCAGAAGCTGGAGGAGGAAG
GGCCTGAGTCCGAGCAGAAGAAGAAGGGCTCCCATCACATCAACCGGTGGCGCATTGCCACGAA
GCAGGCCAATGGGGAGGACATCGATGTCACCTCCAATGACaagcttgctagcGGTGGGCAACCA
CAAACCCACGAGGGCAGAGTGTGCTGCTGGCCAGGCCCTGCGTGGGCCCAAGCTGGAC
TCTGGCCACTCCCTGGCCAGGCTTTGGGGAGGCCTGGAGTCATGGCCCCACAGGGCTTGAAGCC
CGGGGCCCGCCATTGACAGAGGGACAAGCAATGGGCTGGCTGAGGCCTGGGACCACTTGGCCTTC
TCCTCGGAGAGCCTGCCTGCCTGGGCGGGCCCCGCCACCGCAGCCTCCCAGCTGCTCTCCG
TGTCTCCAATCTCCCTTTTGTGTTTGTATGCATTTCTGTTTTAATTTATTTTCCAGGCACCACTGT
AGTTTAGTGATCCCCAGTGTCCCCCTTCCCTATGGGAATAATAAAAGTCTCTCTCTTAATGACA
CGGGCATCCAGCTCCAGCCCCAGAGCCTGGGGTGGTAGATTCCGGCTCTGAGGGCCAGTGGGGG
CTGGTAGAGCAAACGCGTTCAGGGCCTGGGAGCCTGGGGTGGGGTACTGGTGGAGGGGGTCAAG
GGTAATTCATTAACCTCTCTTTTTGTTGGGGACCCTGGTCTCTACCTCCAGCTCCACAGCAG
GAGAAACAGGCTAGACATAGGGAAGGGCCATCCTGTATCTTGAGGGAGGACAGGCCAGGTCTT
TCTTAACGTATTGAGAGGTGGGAATCAGGCCCAGGTAGTTCAATGGGAGAGGGAGAGTGCTTCC
CTCTGCCTAGAGACTCTGGTGGCTTCTCCAGTTGAGGAGAAACCAGAGGAAAGGGGAGGATTGG
GGTCTGGGGGAGGGAACACCATTCAAAAGGCTGACGGTTCCAGTCCGAAGTCGTGGGCCACC
AGGATGCTCACCTGTCTTGGAGAACCCTGGGCAGGTTGAGACTGCAGAGACAGGGCTTAAGG
CTGAGCCTGCAACCAGTCCCCAGTCACTCAGGGCCTCCTCAGCCCAAGAAAGAGCAACGTGCCA
GGCCCCGCTGAGCTCTTGTGTTACCTG

> NLS-StCsn1-NLS

ATGAAAAGGCCGGCGGCCACGAAAAAGGCCGGCCAGGCAAAAAAGAAAAAGTCCGACCTGGTAC
TTGGACTGGATATTGGTATCGGTTCCGGTGGGAGTCGGAATCCTCAACAAGGTCACGGGGGAGAT
CATTACAAGAACTCGCGGATCTTCCCCGCAGCTCAGGCTGAGAACAACCTGGTGCAGGAGAACG
AATAGGCAGGGCAGGCGACTGGCGAGGAGGAAGAAACACAGGAGAGTCCGATTGAACCGGCTGT
TCGAGGAGTCCGGTTTGTATCACCGACTTTACGAAAATCTCGATTAACCTTAATCCCTATCAGCT
TCGGGTGAAAGGCCTGACAGACGAACCTTTCGAATGAGGAACCTTTTCATCGCGCTGAAAAACATG

GTCAAGCACAGAGGGATTTCTACCTCGATGACGCCTCGGATGACGGAAATTCCTCAGTAGGAG
ATTATGCACAGATCGTGAAAGAGA ACTCAAAGCAACTGGAAACAAAGACACCGGGGCAGATCCA
ACTTGAAAGATACCAGACATACGGACAGCTCAGAGGAGATTTTACGGTGGAGAAGGACGGTAAA
AAGCACAGACTCATTAACTGATTTCCACGTCGGCGTACAGATCCGAAGCGCTCCGCATCCTTC
AGACTCAACAGGAGTTCAACCCGCAAATTA CTGATGAGTTCATCAACCGCTATTTGGAAATCTT
GACCGGAAAGCGCAAGTATTATCATGGGCCGGTAATGAGAAATCCAGAACAGATTACGGCCGA
TACAGA ACTTCGGGGGAAACCTTGGATAACATCTTTGGTATTTTGGATTGGAAAGTGCACCTTTT
ACCCGGACGAGTTTTCGAGCGGCCAAGGCGTCATACACAGCACAAGAGTTTAACTCTTGAATGA
TTTGAACA ACTTGACGGTCCCCACGGAGACAAAGAAGCTCTCCAAGAGCAAAAAGAACCAATC
ATCAACTACGTCAAGAACGAGAAGGCTATGGGGCCAGCGAAGCTGTTCAAGTATATCGCTAAAC
TTCTCAGCTGTGATGTGGCGGACATCAAAGGGTACCGAATCGACAAGTCGGGAAAAGCGGAAAT
TCACACGTTTGAAGCATATCGAAAGATGAAAACGTTGGAAACACTGGACATTGAGCAGATGGAC
CGGGAAACGCTCGACAACTGGCATACTGCTCACGTTGAATACTGAACGAGAGGGAAATCCAAG
AGGCCCTTGAACATGAGTTCGCCGATGGATCGTTCAGCCAGAAGCAGGTTCGACGA ACTTGTGCA
ATTCCGCAAGGCGAATAGCTCCATCTTCGGGAAGGGATGGCACA ACTTTTCGGTCAA ACTCATG
ATGGAGTTGATCCCAGA ACTTTATGAGACTTCGGAGGAGCAAATGACGATCTTGACGCGCTTGG
GGAAACAGAAAACGACAAGCTCATCGAACAAA ACTAAGTACATTGATGAGAAATTTGCTGACGGA
AGAAATCTATAATCCGGTAGTAGCGAAATCGGTAAGACAAGCGATCAAATCGTGAACGCGGCG
ATCAAGGAATATGGTGACTTTGATAACATCGTAATTGAAATGGCTAGAGAGACGAACGAAGATG
ACGAGAAAAAGGCAATCCAGAAGATCCAGAAGGCCAACAAAGGATGAAAAAGATGCAGCGATGCT
TAAAGCGGCCAACCAATACAATGGAAAGGCGGAGCTGCCCATTCAGTGTTTCACGGTCATAAA
CAGTTGGCGACCAAGATCCGACTCTGGCATCAGCAGGGTGAGCGGTGTCTCTACACCGGAAAGA
CTATCTCCATCCATGACTTGATTAACAATTCGAACCAGTTTGAAGTGGATCATATTCTGCCCT
GTCAATCACCTTTGACGACTCGCTTTCGAACAAGGTGCTCGTGTACGCAACGGCAAATCAGGAG
AAAGGCCAGCGGACTCCGTATCAGGCGCTCGACTCAATGGACGATGCGTGGTCATTCCGGGAGC
TGAAGGCGTTCGTACGCGAGAGCAAGACACTGAGCAACAAAAGAAAGAGTATCTGCTGACAGA
GGAGGACATCTCGAAATTCGATGTCAGGAAGAAGTTCATCGAGCGGAATCTTGTGACACTCGC
TACGCTTCCAGAGTAGTACTGAACGCGCTCCAGGAACACTTTAGAGCGCACAAAATTGACACGA
AGGTGT CAGTGGTGAGAGGGCAGTTCACATCCCAACTCCGCCGACATTGGGGCATCGAAAAGAC
GCGGGACACATACCCATCATGCGGTGGACGCGCTGATTATTGCCGCTTCGTCCAGTTGAAT
CTCTGGAAAAAGCAGAAGAACACGCTGGTGTCTGATTCGGAGGATCAGCTTTTGGACATCGAAA
CCGGGGAGCTGATTTCCGACGATGAATACAAAGAATCGGTGTTTAAAGGCACCATATCAGCATTT
CGTGGACACGCTGAAGAGCAAAGAGTTT GAGGACAGCATCCTCTTTTCGTACCAAGTGGACTCG
AAGTTTAAATCGCAAGATTT CAGACGCCACAATCTACGCGACGAGGCAGGCGAAGGTGGGCAAAG
ATAAAGCAGATGAAACCTACGTCCTTGGTAAAATCAAGGACATCTACACTCAGGACGGGTACGA
TGC GTTCATGAAAATCTACAAGAAGGATAAGTCGAAGTTTCTCATGTACCGCCACGATCCACAG
ACTTTTCGAAAAGTCATTGAGCCTATTTTGGAGA ACTACCCTAACAAAGCAAATCAACGAGAAAAG
GGAAAGAAGTCCCGTGCAACCCCTTTCTGAAGTACAAGGAAGAGCACGGTTATATCCGCAAATA
CTCGAAGAAAGGAAATGGGCCTGAGATTAAGTCGCTTAAAGTATTACGACTCAAAGTTGGGTAAAC
CACATCGACATTACCCCGAAAGACTCCAACAACAAAGTCGTGTTGCAGTCCGTCTCGCCCTGGC
GAGCAGATGTGTATTTTAAATAAGACGACCGGCAAATATGAGATCCTTGGACTCAAATACGCAGA
CCTTCAATTGAAAAGGGGACGGGCACTTATAAGATTTCAACAAGAGAAGTACAACGACATCAAG
AAAAAGGAAGGGTTCGATT CAGATTCGGAGTTCAAATTCACCCTCTACAAAACGACCTCCTGC
TTGTGAAGGACACAGAAACGAAGGAGCAGCAGCTCTTTTCGGTTCCTCTCACGCACGATGCCAA
ACAAAACATTACGTGCAACTTAAACCTTACGATAAGCAAAGTTTGAAGGGGGAGAGGCACTG
ATCAAAGTATTGGGTAACGTAGCCAATAGCGGACAGTGTAAGAAAGGGCTGGGAAAGTCCAATA
TCTCGATCTATAAAGTACGAACAGATGTATTGGGAAACCAGCATATCATCAAAAATGAGGGGGA

TAAACCCAAACTCGATTTCAAGCGTCCTGCTGCTACTAAGAAAGCTGGTCAAGCTAAGAAAAAG
AAATAA

> U6-St_tracrRNA(7-97)

GAGGGCCTATTTCCCATGATTCCTTCATATTTGCATATACGATACAAGGCTGTTAGAGAGATAA
TTGGAATTAATTTGACTGTAAACACAAAGATATTAGTACAAAATACGTGACGTAGAAAGTAATA
ATTTCTTGGGTAGTTTGCAGTTTTAAATTATGTTTTAAATGGACTATCATATGCTTACCGTA
ACTTGAAAGTATTTTCGATTTCTTGGCTTTATATATCTTGTGGAAAGGACGAAACACCGTTACTT
AAATCTTGCAGAAGCTACAAAGATAAGGCTTCATGCCGAAATCAACACCCTGTCATTTTTATGGC
AGGGTGTTCGTTATTTAA

>EMX1_TALEN_Left

ATGGACTATAAGGACCACGACGGAGACTACAAGGATCATGATATTGATTACAAAGACGATGACG
ATAAGATGGCCCCAAGAAGAAGCGGAAGGTCGGTATCCACGGAGTCCCAGCAGCCGTAGATTT
GAGAACTTTGGGATATTCACAGCAGCAGCAGGAAAAGATCAAGCCCAAAGTGAGGTGACAGTC
GCGCAGCATCACGAAGCGCTGGTGGGTTCATGGGTTTACACATGCCACATCGTAGCCTTGTCGC
AGCACCCCTGCAGCCCTTGGCACGGTCGCCGTCAAGTACCAGGACATGATTGCGGCGTTGCCGGA
AGCCACACATGAGGCGATCGTCGGTGTGGGGAAACAGTGGAGCGGAGCCCCGAGCGCTTGAGGCC
CTGTTGACGGTCGCGGGAGAGCTGAGAGGGCCTCCCTTCAGCTGGACACGGGCCAGTTGCTGA
AGATCGCGAAGCGGGGAGGAGTCACGGCGGTTCGAGGCGGTGCACGCGTGGCGCAATGCGCTCAC
GGGAGCACCCCTCAACCTGACCCCAGAGCAGGTCGTGGCAATTGCGAGCAACCACGGGGGAAAG
CAGGCACTCGAAACCGTCCAGAGGTTGCTGCCTGTGCTGTGCCAAGCGCACGGACTTACGCCAG
AGCAGGTCGTGGCAATTGCGAGCAACCACGGGGGAAAGCAGGCACTCGAAACCGTCCAGAGGTT
GCTGCCTGTGCTGTGCCAAGCGCACGGACTAACCCAGAGCAGGTCGTGGCAATTGCGAGCAAC
ATCGGGGGAAAGCAGGCACTCGAAACCGTCCAGAGGTTGCTGCCTGTGCTGTGCCAAGCGCACG
GGTTGACCCCAGAGCAGGTCGTGGCAATTGCGAGCAACCACGGGGGAAAGCAGGCACTCGAAAC
CGTCCAGAGGTTGCTGCCTGTGCTGTGCCAAGCGCACGGCCTGACCCCAGAGCAGGTCGTGGCA
ATTGCGAGCAACCACGGGGGAAAGCAGGCACTCGAAACCGTCCAGAGGTTGCTGCCTGTGCTGT
GCCAAGCGCACGGACTGACACCAGAGCAGGTCGTGGCAATTGCGAGCAACATCGGGGGAAAGCA
GGCACTCGAAACCGTCCAGAGGTTGCTGCCTGTGCTGTGCCAAGCGCACGGACTTACACCCGAA
CAAGTCGTGGCAATTGCGAGCAACCACGGGGGAAAGCAGGCACTCGAAACCGTCCAGAGGTTGCTG
TGCCTGTGCTGTGCCAAGCGCACGGACTTACGCCAGAGCAGGTCGTGGCAATTGCGAGCAACCA
CGGGGGAAAGCAGGCACTCGAAACCGTCCAGAGGTTGCTGCCTGTGCTGTGCCAAGCGCACGGA
CTAACCCCAGAGCAGGTCGTGGCAATTGCGAGCAACATCGGGGGAAAGCAGGCACTCGAAACCG
TCCAGAGGTTGCTGCCTGTGCTGTGCCAAGCGCACGGGTTGACCCCAGAGCAGGTCGTGGCAAT
TGCAGCAACATCGGGGGAAAGCAGGCACTCGAAACCGTCCAGAGGTTGCTGCCTGTGCTGTGC
CAAGCGCACGGCCTGACCCCAGAGCAGGTCGTGGCAATTGCGAGCAACCACGGGGGAAAGCAGG
CACTCGAAACCGTCCAGAGGTTGCTGCCTGTGCTGTGCCAAGCGCACGGACTGACACCAGAGCA
GGTCGTGGCAATTGCGAGCAACCACGGGGGAAAGCAGGCACTCGAAACCGTCCAGAGGTTGCTG
CCTGTGCTGTGCCAAGCGCACGGACTCACGCCTGAGCAGGTAGTGGCTATTGCATCCAACAACG
GGGGCAGACCCGCACTGGAGTCAATCGTGGCCAGCTTTCGAGGCCGGACCCCGCTGGCCGC
ACTCACTAATGATCATCTTGTAGCGCTGGCCTGCCTCGGCGGACGACCCGCTTGATGCGGTG
AGAAGGGGCTCCCGCACGCGCCTGCATTGATTAAGCGGACCAACAGAAGGATTCCCGAGAGGA
CATCACATCGAGTGGCAGGTTCCCAACTCGTGAAGAGTGAACCTGAGGAGAAAAAGTCGGAGCT
GCGGCACAAATTGAAATACGTACCGCATGAATACATCGAACTTATCGAAATTGCTAGGAACTCG
ACTCAAGACAGAATCCTTGAGATGAAGGTAATGGAGTTCTTTATGAAGTTTATGGATAACCGAG
GGAAGCATCTCGGTGGATCACGAAAACCCGACGGAGCAATCTATACGGTGGGGAGCCCATTGA
TTACGGAGTGATCGTCGACACGAAAGCCTACAGCGGTGGGTACAATCTTCCCATCGGGCAGGCA

GATGAGATGCAACGTTATGTCTGAAGAAAATCAGACCAGGAACAAACACATCAATCCAAATGAGT
GGTGAAAGTGTATCCTTCATCAGTGACCGAGTTTAAAGTTTTGTTTGTCTCTGGGCATTTCAA
AGGCAACTATAAGGCCAGCTCACACGGTTGAATCACATTACGAACTGCAATGGTGCGTTTTG
TCCGTAGAGGAACTGCTCATTGGTGGAGAAATGATCAAAGCGGGAAGCTCTGACACTGGAAGAAG
TCAGACGCAAGTTTAAACAATGGCGAGATCAATTTCCGCTCA

>EMX1_TALEN_Right

ATGGACTATAAGGACCACGACGGAGACTACAAGGATCATGATATTGATTACAAAGACGATGACG
ATAAGATGGCCCCAAGAAGAAGCGGAAGGTCGGTATCCACGGAGTCCCAGCAGCCGTAGATTT
GAGAAGTTTGGGATATTCACAGCAGCAGCAGGAAAAGATCAAGCCAAAGTGAGGTGACAGTC
GCGCAGCATCACGAAGCGCTGGTGGGTCATGGGTTTACACATGCCACATCGTAGCCTTGTCGC
AGCACCTGCAGCCCTTGGCACGGTCGCCGTCAAGTACCAGGACATGATTGCGGCGTTGCCGGA
AGCCACACATGAGGCGATCGTCGGTGTGGGGAAACAGTGGAGCGGAGCCCAGCGCTTGAGGCC
CTGTTGACGGTCGCGGGAGAGCTGAGAGGGCCTCCCTTCAGCTGGACACGGGCCAGTTGCTGA
AGATCGCGAAGCGGGGAGGAGTCACGGCGGTGAGGCGGTGCACGCGTGGCGCAATGCGCTCAC
GGGAGCACCCCTCAACCTGACCCAGAGCAGGTCGTGGCAATTGCGAGCAACCACGGGGAAAG
CAGGCACTCGAAACCGTCCAGAGGTTGCTGCCTGTGCTGTGCCAAGCGCACGGACTTACGCCAG
AGCAGGTCGTGGCAATTGCGAGCAACCACGGGGAAAGCAGGCACTCGAAACCGTCCAGAGGTT
GCTGCCTGTGCTGTGCCAAGCGCACGGACTAACCCAGAGCAGGTCGTGGCAATTGCGAGCAAC
CACGGGGAAAGCAGGCACTCGAAACCGTCCAGAGGTTGCTGCCTGTGCTGTGCCAAGCGCACG
GGTTGACCCAGAGCAGGTCGTGGCAATTGCGAGCAACATCGGGGGAAAGCAGGCACTCGAAAC
CGTCCAGAGGTTGCTGCCTGTGCTGTGCCAAGCGCACGGCCTGACCCAGAGCAGGTCGTGGCA
ATTGCGAGCAACCACGGGGAAAGCAGGCACTCGAAACCGTCCAGAGGTTGCTGCCTGTGCTGT
GCCAAGCGCACGGACTGACACCAGAGCAGGTCGTGGCAATTGCGAGCCATGACGGGGAAAGCA
GGCACTCGAAACCGTCCAGAGGTTGCTGCCTGTGCTGTGCCAAGCGCACGGACTTACACCCGAA
CAAGTCGTGGCAATTGCGAGCCATGACGGGGAAAGCAGGCACTCGAAACCGTCCAGAGGTTGCT
TGCCTGTGCTGTGCCAAGCGCACGGACTTACGCCAGAGCAGGTCGTGGCAATTGCGAGCCATGA
CGGGGGAAAGCAGGCACTCGAAACCGTCCAGAGGTTGCTGCCTGTGCTGTGCCAAGCGCACGGA
CTAACCCAGAGCAGGTCGTGGCAATTGCGAGCAACGGAGGGGGAAAGCAGGCACTCGAAACCG
TCCAGAGGTTGCTGCCTGTGCTGTGCCAAGCGCACGGGTTGACCCAGAGCAGGTCGTGGCAAT
TGCGAGCAACGGAGGGGGAAAGCAGGCACTCGAAACCGTCCAGAGGTTGCTGCCTGTGCTGTGC
CAAGCGCACGGCCTGACCCAGAGCAGGTCGTGGCAATTGCGAGCCATGACGGGGAAAGCAGG
CACTCGAAACCGTCCAGAGGTTGCTGCCTGTGCTGTGCCAAGCGCACGGACTGACACCAGAGCA
GGTCGTGGCAATTGCGAGCAACGGAGGGGGAAAGCAGGCACTCGAAACCGTCCAGAGGTTGCTG
CCTGTGCTGTGCCAAGCGCACGGACTCACGCCTGAGCAGGTAAGTGGCTATTGCATCCAACGGAG
GGGCAGACCCGCACTGGAGTCAATCGTGGCCAGCTTTCGAGGCCGACCCCGCCTTGATGCGGTG
ACTACTAATGATCATCTTGTAGCGCTGGCCTGCCTCGGCGGACGACCCGCTTGATGCGGTG
AGAAGGGGCTCCCGCACGCGCTGCATTGATTAAGCGGACCAACAGAAGGATTCCCGAGAGGA
CATCACATCGAGTGGCAGGTTCCCAACTCGTGAAGAGTGAACCTGAGGAGAAAAAGTCGGAGCT
GCGGCACAAATTGAAATACGTACCGCATGAATACATCGAACTTATCGAAATTGCTAGGAACTCG
ACTCAAGACAGAATCCTTGAGATGAAGGTAATGGAGTTCTTTATGAAGTTTATGGATAACCGAG
GGAAGCATCTCGGTGGATCACGAAAACCCGACGGAGCAATCTATACGGTGGGGAGCCCATTGA
TTACGGAGTGATCGTCGACACGAAAGCCTACAGCGGTGGGTACAATCTTCCCATCGGGCAGGCA
GATGAGATGCAACGTTATGTCTGAAGAAAATCAGACCAGGAACAAACACATCAATCCAAATGAGT
GGTGAAAGTGTATCCTTCATCAGTGACCGAGTTTAAAGTTTTGTTTGTCTCTGGGCATTTCAA
AGGCAACTATAAGGCCAGCTCACACGGTTGAATCACATTACGAACTGCAATGGTGCGTTTTG
TCCGTAGAGGAACTGCTCATTGGTGGAGAAATGATCAAAGCGGGAAGCTCTGACACTGGAAGAAG
TCAGACGCAAGTTTAAACAATGGCGAGATCAATTTCCGCTCA

References and Notes

1. M. H. Porteus, D. Baltimore, Chimeric nucleases stimulate gene targeting in human cells. *Science* **300**, 763 (2003). [doi:10.1126/science.1078395](https://doi.org/10.1126/science.1078395) [Medline](#)
2. J. C. Miller *et al.*, An improved zinc-finger nuclease architecture for highly specific genome editing. *Nat. Biotechnol.* **25**, 778 (2007). [doi:10.1038/nbt1319](https://doi.org/10.1038/nbt1319) [Medline](#)
3. J. D. Sander *et al.*, Selection-free zinc-finger-nuclease engineering by context-dependent assembly (CoDA). *Nat. Methods* **8**, 67 (2011). [doi:10.1038/nmeth.1542](https://doi.org/10.1038/nmeth.1542) [Medline](#)
4. A. J. Wood *et al.*, Targeted genome editing across species using ZFNs and TALENs. *Science* **333**, 307 (2011). [doi:10.1126/science.1207773](https://doi.org/10.1126/science.1207773) [Medline](#)
5. M. Christian *et al.*, Targeting DNA double-strand breaks with TAL effector nucleases. *Genetics* **186**, 757 (2010). [doi:10.1534/genetics.110.120717](https://doi.org/10.1534/genetics.110.120717) [Medline](#)
6. F. Zhang *et al.*, Efficient construction of sequence-specific TAL effectors for modulating mammalian transcription. *Nat. Biotechnol.* **29**, 149 (2011). [doi:10.1038/nbt.1775](https://doi.org/10.1038/nbt.1775) [Medline](#)
7. J. C. Miller *et al.*, A TALE nuclease architecture for efficient genome editing. *Nat. Biotechnol.* **29**, 143 (2011). [doi:10.1038/nbt.1755](https://doi.org/10.1038/nbt.1755) [Medline](#)
8. D. Reyon *et al.*, FLASH assembly of TALENs for high-throughput genome editing. *Nat. Biotechnol.* **30**, 460 (2012). [doi:10.1038/nbt.2170](https://doi.org/10.1038/nbt.2170) [Medline](#)
9. J. Boch *et al.*, Breaking the code of DNA binding specificity of TAL-type III effectors. *Science* **326**, 1509 (2009). [doi:10.1126/science.1178811](https://doi.org/10.1126/science.1178811) [Medline](#)
10. M. J. Moscou, A. J. Bogdanove, A simple cipher governs DNA recognition by TAL effectors. *Science* **326**, 1501 (2009). [doi:10.1126/science.1178817](https://doi.org/10.1126/science.1178817) [Medline](#)
11. B. L. Stoddard, Homing endonuclease structure and function. *Q. Rev. Biophys.* **38**, 49 (2005). [doi:10.1017/S0033583505004063](https://doi.org/10.1017/S0033583505004063) [Medline](#)
12. M. Jinek *et al.*, A programmable dual-RNA-guided DNA endonuclease in adaptive bacterial immunity. *Science* **337**, 816 (2012). [doi:10.1126/science.1225829](https://doi.org/10.1126/science.1225829) [Medline](#)
13. G. Gasiunas, R. Barrangou, P. Horvath, V. Siksnys, Cas9-crRNA ribonucleoprotein complex mediates specific DNA cleavage for adaptive immunity in bacteria. *Proc. Natl. Acad. Sci. U.S.A.* **109**, E2579 (2012). [doi:10.1073/pnas.1208507109](https://doi.org/10.1073/pnas.1208507109) [Medline](#)
14. J. E. Garneau *et al.*, The CRISPR/Cas bacterial immune system cleaves bacteriophage and plasmid DNA. *Nature* **468**, 67 (2010). [doi:10.1038/nature09523](https://doi.org/10.1038/nature09523) [Medline](#)
15. H. Deveau, J. E. Garneau, S. Moineau, CRISPR/Cas system and its role in phage-bacteria interactions. *Annu. Rev. Microbiol.* **64**, 475 (2010). [doi:10.1146/annurev.micro.112408.134123](https://doi.org/10.1146/annurev.micro.112408.134123) [Medline](#)
16. P. Horvath, R. Barrangou, CRISPR/Cas, the immune system of bacteria and archaea. *Science* **327**, 167 (2010). [doi:10.1126/science.1179555](https://doi.org/10.1126/science.1179555) [Medline](#)

17. K. S. Makarova *et al.*, Evolution and classification of the CRISPR-Cas systems. *Nat. Rev. Microbiol.* **9**, 467 (2011). [doi:10.1038/nrmicro2577](https://doi.org/10.1038/nrmicro2577) [Medline](#)
18. D. Bhaya, M. Davison, R. Barrangou, CRISPR-Cas systems in bacteria and archaea: versatile small RNAs for adaptive defense and regulation. *Annu. Rev. Genet.* **45**, 273 (2011). [doi:10.1146/annurev-genet-110410-132430](https://doi.org/10.1146/annurev-genet-110410-132430) [Medline](#)
19. E. Deltcheva *et al.*, CRISPR RNA maturation by trans-encoded small RNA and host factor RNase III. *Nature* **471**, 602 (2011). [doi:10.1038/nature09886](https://doi.org/10.1038/nature09886) [Medline](#)
20. R. Sapranauskas *et al.*, The *Streptococcus thermophilus* CRISPR/Cas system provides immunity in *Escherichia coli*. *Nucleic Acids Res.* **39**, 9275 (2011). [doi:10.1093/nar/gkr606](https://doi.org/10.1093/nar/gkr606) [Medline](#)
21. A. H. Magadán, M. E. Dupuis, M. Villion, S. Moineau, Cleavage of phage DNA by the *Streptococcus thermophilus* CRISPR3-Cas system. *PLoS ONE* **7**, e40913 (2012). [doi:10.1371/journal.pone.0040913](https://doi.org/10.1371/journal.pone.0040913) [Medline](#)
22. H. Deveau *et al.*, Phage response to CRISPR-encoded resistance in *Streptococcus thermophilus*. *J. Bacteriol.* **190**, 1390 (2008). [doi:10.1128/JB.01412-07](https://doi.org/10.1128/JB.01412-07) [Medline](#)
23. F. J. Mojica, C. Díez-Villaseñor, J. García-Martínez, C. Almendros, Short motif sequences determine the targets of the prokaryotic CRISPR defence system. *Microbiology* **155**, 733 (2009). [doi:10.1099/mic.0.023960-0](https://doi.org/10.1099/mic.0.023960-0) [Medline](#)
24. M. Jinek, J. A. Doudna, A three-dimensional view of the molecular machinery of RNA interference. *Nature* **457**, 405 (2009). [doi:10.1038/nature07755](https://doi.org/10.1038/nature07755) [Medline](#)
25. C. D. Malone, G. J. Hannon, Small RNAs as guardians of the genome. *Cell* **136**, 656 (2009). [doi:10.1016/j.cell.2009.01.045](https://doi.org/10.1016/j.cell.2009.01.045) [Medline](#)
26. G. Meister, T. Tuschl, Mechanisms of gene silencing by double-stranded RNA. *Nature* **431**, 343 (2004). [doi:10.1038/nature02873](https://doi.org/10.1038/nature02873) [Medline](#)
27. M. T. Certo *et al.*, Tracking genome engineering outcome at individual DNA breakpoints. *Nat. Methods* **8**, 671 (2011). [doi:10.1038/nmeth.1648](https://doi.org/10.1038/nmeth.1648) [Medline](#)
28. P. Mali *et al.*, RNA-guided human genome engineering via Cas9. *Science*, published online 3 January 2013 (10.1126/science.1232033).
29. P. A. Carr, G. M. Church, Genome engineering. *Nat. Biotechnol.* **27**, 1151 (2009). [doi:10.1038/nbt.1590](https://doi.org/10.1038/nbt.1590) [Medline](#)
30. R. Barrangou, P. Horvath, CRISPR: new horizons in phage resistance and strain identification. *Annu Rev Food Sci Technol* **3**, 143 (2012). [doi:10.1146/annurev-food-022811-101134](https://doi.org/10.1146/annurev-food-022811-101134) [Medline](#)
31. S. J. Brouns *et al.*, Small CRISPR RNAs guide antiviral defense in prokaryotes. *Science* **321**, 960 (2008). [doi:10.1126/science.1159689](https://doi.org/10.1126/science.1159689) [Medline](#)
32. D. Y. Guschin *et al.*, A rapid and general assay for monitoring endogenous gene modification. *Methods Mol. Biol.* **649**, 247 (2010). [doi:10.1007/978-1-60761-753-2_15](https://doi.org/10.1007/978-1-60761-753-2_15) [Medline](#)